

# Portrait Photography



# Hands in Portraits

- o Hands should look relaxed
- o Consider not having them in the frame
- o Pose them but keep a look of natural-ness




# Alter Your Perspective




# Play with Eye Contact


o Where is the person looking?



# Rule of Thirds



# Experiment with Lighting



# Add a Prop



# Focus on One Body Part





# Take a Series




# Frame Your Subject




# Hold Your Camera at an Angle



# Take Unfocused Shots



# Experiment with Expression



# Fill Your Frame

o Get up close and personal!



# Sit your Subject Casually

- o Make the pose look natural
- o Subject should look comfortable
- o Avoid stiff poses



# Creative Backgrounds

- o Backgrounds create a sense of place

